



EXE CUTIVE



Dal marmo deriva il progetto Executive di Ceramica Vallelunga per ricreare la ricchezza dell'arte per interni nell'esclusiva bicottura in pasta bianca Bitech. Sono quattro i colori di base e due formati, con intarsi, decori e un fondo a righe particolarmente indicato per creare esclusive boiserie su pareti piane o tonde. La capacità di resistere all'uso, il design d'avanguardia e la bellezza che si esalta nel tempo, confermano il totale successo del progetto Executive come ceramica per il terzo millennio.

Marble has been the inspiration for the Executive project by Ceramica Vallelunga. Executive recreates the richness of interior design in an exclusive line of double fired white body tiles called Bitech. There are four basic colours and two formats, with insets, decorative patterns and a striped field tile designed to create exclusive dado patterns on straight or round walls.

The resistance to use, the vanguard design and the beauty which is carried through time confirm the total success of Executive as a ceramic product for the Third Millennium.

Im Marmor findet das Projekt Executive von Ceramica Vallelunga seinen Ursprung, welches sich die Erneuerung der reichhaltigen Kunst der Innenraumgestaltung mit Realisierungen aus den exklusiven Doppelbrandfliesen aus weißer Masse Bitech zum Ziel gesetzt hat. Erhältlich sind vier Grundnuancen und zwei Formate, mit Einlegern, Dekors und einer gestreiften Grundfliese, die besonders für die Realisierung exklusiver Boiseriemotive an geraden oder gewölbten Wänden geeignet ist. Die Verschleißbeständigkeit, das innovative Design und die zeitlose Schönheit bestätigen den Erfolg des Projekts Executive und die Serie als Keramikprodukt des dritten Jahrtausends.

BITECH®
CERAMICA PORCELLANATA

33,3x50,2 - 33,3x33,3

CERAMICA PORCELLANATA: *Il supporto di BITECH® viene realizzato attraverso nuove tecnologie e innovativi impianti produttivi che ne esaltano le valenze estetiche oltre che funzionali, realizzando una sintesi tra la migliore tradizione ceramica e le più sofisticate tecnologie.*

BITECH® tile bodies are produced with state-of-the-art technology implemented in innovating manufacturing plants that enhance the products aesthetic and functional properties, achieving a combination of the best tile traditions and advanced modern technological know-how.

Der Scherben von BITECH® wird mit Hilfe neuer Technologien und erneuernder Produktionsanlagen gefertigt, die nicht nur die ästhetischen, sondern auch die benutzerfreundlichen Qualitäten herausstellen, wodurch eine Verbindung zwischen der besten Keramik-Tradition und den hochmodernsten Technologien hergestellt wird.

LA PUREZZA: *L'assoluta purezza dell'impasto, nato da una ricerca finalizzata ad esaltare le migliori caratteristiche estetiche e tecniche, viene ottenuta attraverso l'utilizzo di materie prime purissime atomizzate e cotte a temperature elevatissime (1200° c.) The sheer purity of the body, the result of in-house research and development aimed at bringing out the best in terms of aesthetic appearance and performance, is achieved by using pure raw materials that are atomized and fired at extremely high temperatures (1200° C.)*

Die vollkommene Reinheit der Masse, die aus einer besonderen internen Forschungsarbeit hervorgegangen ist, welche zu dem Zweck ausgeführt wurde, die besten ästhetischen und technischen Eigenschaften hervorzuheben, wird durch den Gebrauch von reinsten, atomisierten Rohstoffen erlangt, die bei höchsten Temperaturen gebrannt werden (1200° C).

LA PRECISIONE: *BITECH® viene realizzata a calibro zero rendendo estremamente precisa e facile la posa del materiale. BITECH® tiles are made with zero tolerance in terms of dimensional precision ensuring extreme accuracy and problem-free installation.*

BITECH® wird mit Toleranz Null gefertigt, so dass das Material außerordentlich präzise und einfach verlegt werden kann.

LA BELLEZZA: *BITECH® è un prodotto con caratteristiche estetiche superiori. Questa innovativa tecnologia consente infatti di enfatizzare la profondità del colore, la lucentezza e i contrasti degli smalti.*

BITECH® is a product that boasts superior aesthetic characteristics. This innovative technology makes it possible to bring out the depth of colour, as well as the contrasts and lustre of the glazes.

BITECH® ist ein Produkt mit außerordentlichen ästhetischen Eigenschaften. Durch diese innovative Technologie werden die Tiefenwirkung der Farbe, der Glanz und die Kontraste der Glasuren betont.

EXECUTIVE
executive





Particolare con
EXE Giallo Matt
EXE Giallo Bis
EXE Giallo
e Decoro
EXE Floreale Giallo



B06101 EXE Giallo 33,3x50,2 - 13"x19,8" **40**



B06501 EXE Giallo Bis 33,3x50,2 - 13"x19,8" **41**



B06231 EXE Giallo Matt 33,3x33,3 - 13"x13" **40**



B0621A EXE Stripes Giallo 33,3x50,2 - 13"x19,8" **41**



B0622A EXE Stripes Giallo Bis 33,3x50,2 - 13"x19,8" **43**



P06109 Matita EXE INTARSI Giallo 3x33,3 - 1,2"x13" **12**



P06112 Matita EXE DIAMANTATA Giallo 3x33,3 - 1,2"x13" **14**



P06107 Listello EXE INTARSI Giallo 5,5x33,3 - 2,2"x13" **21**




P06108 Decoro EXE INTARSI Giallo 33,3x50,2 - 13"x19,8" **29**




P06105 Matita EXE Giallo 2x33,3 - 0,8"x13" **14**



P06104 Torello EXE Giallo 5x33,3 - 2"x13" **20**



P06106 Alzata EXE Giallo 12,5x33,3 - 5"x13" **37**



P06103 List. EXE FLOREALE Giallo 8x33,3 - 3,1"x13" **17**



P06114
Ang. Est. EXE
Matita Giallo
2x2 - 0,8"x0,8" **15**



P06113
Ang.Est. EXE
Torello Giallo
3x5 - 1,2"x2" **16**



P06115
Ang. Est. EXE
Alzata Giallo
3x12,5 - 1,2"x5" **26**



P06102 Decoro EXE FLOREALE Giallo
33,3x50,2 - 13"x19,8" **29**





Ambientazione e particolare realizzati con EXE Giallo Matt EXE Giallo, EXE Giallo Bis, EXE Stripes Giallo, EXE Stripes Giallo Bis e Decoro EXE Intarsi Giallo





33,3x50,2 - 33,3x33,3




Ambientazione e particolare realizzati con EXE Verde Matt, EXE Verde, EXE Verde Bis, EXE Stripes Verde, EXE Stripes Verde Bis e Decoro EXE Intarsi Verde



executive

EXE VERDE




B06201 EXE Verde 33,3x50,2 - 13"x19,8" 40



B06701 EXE Verde Bis 33,3x50,2 - 13"x19,8" 41



B06331 EXE Verde Matt 33,3x33,3 - 13"x13" 40



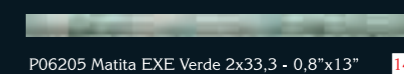
B0631A EXE Stripes Verde 33,3x50,2 - 13"x19,8" 41



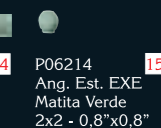
B0632A EXE Stripes Verde Bis 33,3x50,2 - 13"x19,8" 42



Particolare realizzato con EXE Verde Matt EXE Verde EXE Verde Bis EXE Stripes Verde EXE Stripes Verde Bis e Decoro EXE Intarsi Verde



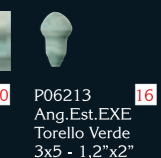
P06205 Matita EXE Verde 2x33,3 - 0,8"x13" 14




P06214 Ang. Est. EXE Matita Verde 2x2 - 0,8"x0,8" 15



P06204 Torello EXE Verde 5x33,3 - 2"x13" 20



P06213 Ang. Est. EXE Torello Verde 3x5 - 1,2"x2" 16



P06206 Alzata EXE Verde 12,5x33,3 - 5"x13" 37



P06215 Ang. Est. EXE Alzata Verde 3x12,5 - 1,2"x5" 26




P06209 Matita EXE INTARSI Verde 3x33,3 - 1,2"x13" 12



P06212 Matita EXE DIAMANTATA Verde 3x33,3 - 1,2"x13" 14



P06207 Listello EXE INTARSI Verde 5,5x33,3 - 2,2"x13" 21



P06203 List. EXE FLOREALE Verde 8x33,3 - 3,1"x13" 17



P06208 Decoro INTARSI Verde 33,3x50,2 - 13"x19,8" 29



P06202 Decoro EXE FLOREALE Verde 33,3x50,2 - 13"x19,8" 29





Ambientazione e particolare
realizzati con EXE Verde Matt,
EXE Verde, EXE Verde Bis
e Decoro EXE Floreale Verde





Ambientazione e particolare realizzati con
EXE Crema Matt EXE Crema
EXE Crema Bis e Decoro EXE Floreale Crema






Particolare realizzato con EXE Crema Matt, EXE Crema, EXE Crema Bis e Decoro EXE Floreale Crema



B06301 EXE Crema 33,3x50,2 - 13"x19,8" 40



B06801 EXE Crema Bis 33,3x50,2 - 13"x19,8" 41




B06431 EXE Crema Matt 33,3x33,3 - 13"x13" 40




B0641A EXE Stripes Crema 33,3x50,2 - 13"x19,8" 41



B0642A EXE Stripes Crema Bis 33,3x50,2 - 13"x19,8" 42



P06309 Matita EXE INTARSI Crema 3x33,3 - 1,2"x13" 12



P06312 Matita EXE DIAMANTATA Crema 3x33,3 - 1,2"x13" 14



P06307 Listello EXE INTARSI Crema 5,5x33,3 - 2,2"x13" 21




P06308 Decoro EXE INTARSI Crema 33,3x50,2 - 13"x19,8" 29




P06305 Matita EXE Crema 2x33,3 - 0,8"x13" 14



P06304 Torello EXE Crema 5x33,3 - 2"x13" 20



P06306 Alzata EXE Crema 12,5x33,3 - 5"x13" 37



P06303 List. EXE FLOREALE Crema 8x33,3 - 3,1"x13" 17



P06314 Ang. Est. EXE Matita Crema 2x2 - 0,8"x0,8" 15



P06313 Ang. Est. EXE Torello Crema 3x5 - 1,2"x2" 16



P06315 Ang. Est. EXE Alzata Crema 3x12,5 - 1,2"x5" 26



33,3x50,2 - 33,3x33,3



Ambientazione e particolare realizzati con EXE Crema Matt, EXE Crema, EXE Crema Bis, EXE Stripes Crema, EXE Stripes Crema Bis, e Decoro EXE INTARSI Crema




EXE
executive








Particolare realizzato con EXE Rosa Matt
EXE Rosa
EXE Stripes Rosa
EXE Stripes Rosa Bis
e Decoro EXE Intarsi Rosa



B06401 EXE Rosa 33,3x50,2 - 13"x19,8" 40



B06901 EXE Rosa Bis 33,3x50,2 - 13"x19,8" 41



B06731 EXE Rosa Matt 33,3x33,3 - 13"x13" 40



B0671A EXE Stripes Rosa 33,3x50,2 - 13"x19,8" 41




B0672A EXE Stripes Rosa Bis 33,3x50,2 - 13"x19,8" 42



P06409 Matita EXE INTARSI Rosa 3x33,3 - 1,2"x13" 12



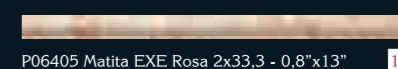
P06412 Matita EXE DIAMANTATA Rosa 3x33,3 - 1,2"x13" 14



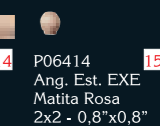
P06407 Listello EXE INTARSI Rosa 5,5x33,3 - 2,2"x13" 21



P06408 Decoro EXE INTARSI Rosa 33,3x50,2 - 13"x19,8" 29




P06405 Matita EXE Rosa 2x33,3 - 0,8"x13" 14




P06414 Ang. Est. EXE Matita Rosa 2x2 - 0,8"x0,8" 15



P06404 Torello EXE Rosa 5x33,3 - 2"x13" 26




P06413 Ang. Est. EXE Torello Rosa 3x5 - 1,2"x2" 16



P06406 Alzata EXE Rosa 12,5x33,3 - 5"x13" 37



P06415 Ang. Est. EXE Alzata Rosa 3x12,5 - 1,2"x5" 26



P06403 List. EXE FLOREALE Rosa 8x33,3 - 3,1"x13" 17



P06402 Decoro EXE FLOREALE Rosa 33,3x50,2 - 13"x19,8" 28



33,3x50,2 - 33,3x33,3

Ambientazione realizzata con
EXE Rosa Matt, EXE Rosa, EXE Rosa Bis
e Decoro EXE FLOREALE Rosa



executive

Le tonalità dei colori sono indicative
The colour shades are indicative
Les nuances des couleurs sont indicatives
Die Farbtöne sind annähernd

01036 NEPI (VT) Loc. Settevene S.S. Cassia Km 36.300
Loc. Settevene Tel.0761 5291 - 4 linee - Fax.0761 527156
www.vallelungacer.com

