

METAL 20

APAVISA

LA INNOVACION NO ES UN PROCESO,
ES UN ESTADO DE LA MENTE,
POR ESO NO PUEDE SER APRENDIDA,
PERO SI SENTIDA.





OPERATOR
MUST BE SURE
COUPLING TO
REDUCTION
DRIVE IS DIS-
ENGAGED
BEFORE START-
ING THIS MOTOR



INNOVATION IS NOT A
PROCESS BUT A STATE
OF MIND
THEREFORE IT CANT BE LEARNED
BUT FELT




CHANGE YOUR THOUGHTS
AND YOU'LL CHANGE YOUR
WORLD.

METAL 2.0



GREEN

METAL 2.0



Metal 2.0 serie 90x90
(89,46 x 89,46 cm - 35.22" x 35.22")

Metal 2.0 green lappato 90x90 G-1482



Metal 2.0 serie 45x90
(44,63 x 89,46 cm - 17.57" x 35.22")

Metal 2.0 green lappato 45x90 G-1368



Metal 2.0 serie 22,5x90
(22,215 x 89,46 cm - 8.74" x 35.22")

Metal 2.0 green lappato 22,5x90 G-1434



Metal 2.0 serie 30x60
(29,75 x 59,55 cm - 11.71" x 23.45")

Metal 2.0 green lappato 30x60 G-1298

SPECIAL SIZES / FORMATOS ESPECIALES



Metal 2.0 lista 7,5x90
(7,3 x 89,46 cm - 2.87" x 35.22")

Metal 2.0 green lappato lista 7,5x90 G-117



Metal 2.0 lista 7,5x60
(7,3 x 59,55 cm - 2.87" x 23.45")

Metal 2.0 green lappato lista 7,5x60 G-93



Openhaus Zürich
m



GREEN

METAL 2.0


SPECIAL PIECES / PIEZAS ESPECIALES




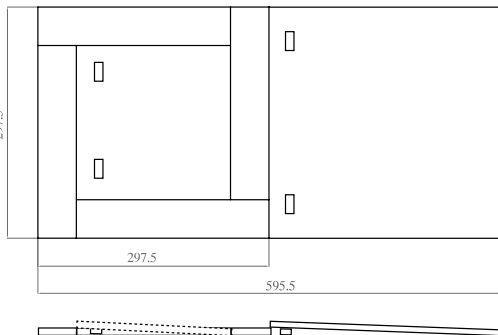
Metal 2.0 green lappato decor ramp
(29,75 x 59,55 cm - 11.71" x 23.45")
G-1870



Metal 2.0 green lappato mosaico mix
(29,75 x 29,75 cm - 11.71" x 11.71")
G-1756



Metal 2.0 green lappato mosaico 2,5x2,5
(29,75 x 29,75 cm - 11.71" x 11.71")
G-1756



Metal 2.0 green lappato inserto 5x15
(29,75 x 59,55 cm - 11.71" x 23.45")
G-227

Logo brand APAVISA 5x15

(4,75 x 14,74 cm - 1.87" x 5.61")



Gold G-71



Silver G-71



Bronze G-73



Grey G-67



Leather G-67





METAL 2.0 GREEN LAPPATO 30X60
GREEN LAPPATO DECOR RAMP

GREEN

METAL 2.0 WHITE LAPPATO 30X60 -
GREEN LAPPATO 22,5X90 -
GREEN LAPPATO MOSAICO 2,5X2,5





METAL 2.0 WHITE LAPPATO 30X60 -
GREEN LAPPATO 22,5X90 -
GREEN/WHITE LAPPATO MOSAICO
2,5X2,5




GREEN





WHITE

METAL 2.0



Metal 2.0 serie 90x90
(89,46 x 89,46 cm - 35.22" x 35.22")

Metal 2.0 white lappato 90x90 G-1466



Metal 2.0 serie 45x90
(44,63 x 89,46 cm - 17.57" x 35.22")

Metal 2.0 white lappato 45x90 G-1330



Metal 2.0 serie 22,5x90
(22,215 x 89,46 cm - 8.74" x 35.22")

Metal 2.0 white lappato 22,5x90 G-1396



Metal 2.0 serie 30x60
(29,75 x 59,55 cm - 11.71" x 23.45")

Metal 2.0 white lappato 30x60 G-1260

SPECIAL SIZES / FORMATOS ESPECIALES



Metal 2.0 lista 7,5x90
(7,3 x 89,46 cm - 2.87" x 35.22")

Metal 2.0 white lappato lista 7,5x90 G-115



Metal 2.0 lista 7,5x60
(7,3 x 59,55 cm - 2.87" x 23.45")

Metal 2.0 white lappato lista 7,5x60 G-91





METAL 2.0 WHITE LAPPATO
45X90 - 22,5X90

WHITE

METAL 2.0


SPECIAL PIECES / PIEZAS ESPECIALES



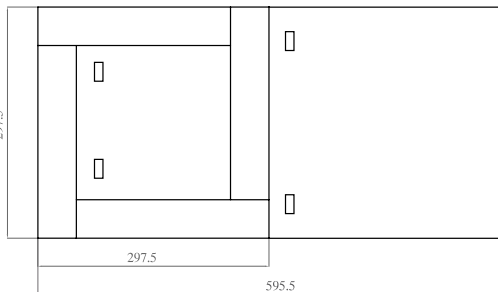
Metal 2.0 white lappato decor ramp
(29,75 x 59,55 cm - 11.71" x 23.45")
G-1870



Metal 2.0 white lappato mosaico mix
(29,75 x 29,75 cm - 11.71" x 11.71")
G-1756



Metal 2.0 white lappato mosaico 2,5x2,5
(29,75 x 29,75 cm - 11.71" x 11.71")
G-1756



Metal 2.0 white lappato inserto 5x15
(29,75 x 59,55 cm - 11.71" x 23.45")
G-227

Logo brand APAVISA 5x15

(4,75 x 14,74 cm - 1.87" x 5.61")



Gold G-71




Silver G-71



Bronze G-73



Grey G-67



Leather G-67



WHITE



METAL 2.0 WHITE LAPPATO DECOR RAMP






METAL 2.0 WHITE LAPPATO 90X90 -
WHITE LAPPATO DECOR RAMP
OXIDUM LAP 22.5X90

OXIDUM

METAL 2.0



Metal 2.0 serie 90x90
(89,46 x 89,46 cm - 35.22" x 35.22")

Metal 2.0 oxidum lappato 90x90 G-1482




Metal 2.0 serie 45x90
(44,63 x 89,46 cm - 17.57" x 35.22")

Metal 2.0 oxidum lappato 45x90 G-1368



Metal 2.0 serie 22,5x90
(22,215 x 89,46 cm - 8.74" x 35.22")

Metal 2.0 oxidum lappato 22,5x90 G-1434



Metal 2.0 serie 30x60
(29,75 x 59,55 cm - 11.71" x 23.45")

Metal 2.0 oxidum lappato 30x60 G-1298

SPECIAL SIZES / FORMATOS ESPECIALES



Metal 2.0 lista 7,5x90
(7,3 x 89,46 cm - 2.87" x 35.22")

Metal 2.0 oxidum lappato lista 7,5x90 G-117



Metal 2.0 lista 7,5x60
(7,3 x 59,55 cm - 2.87" x 23.45")

Metal 2.0 oxidum lappato lista 7,5x60 G-93








METAL 2.0


SPECIAL PIECES / PIEZAS ESPECIALES



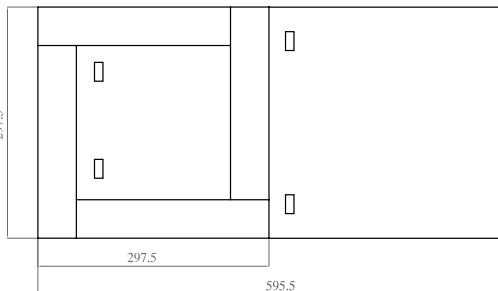
Metal 2.0 oxidum lappato decor ramp
(29,75 x 59,55 cm - 11.71" x 23.45")
G-1870



Metal 2.0 oxidum lappato mosaico mix
(29,75 x 29,75 cm - 11.71" x 11.71")
G-1756



Metal 2.0 oxidum lappato mosaico 2,5x2,5
(29,75 x 29,75 cm - 11.71" x 11.71")
G-1756



Metal 2.0 oxidum lappato inserto 5x15
(29,75 x 59,55 cm - 11.71" x 23.45")
G-227

Logo brand APAVISA 5x15

(4,75 x 14,74 cm - 1.87" x 5.61")



Gold G-71




Silver G-71



Bronze G-73



Grey G-67



Leather G-67





OXIDUM







PACKING LIST / LISTA DE EMBALAJES

NAME / NOMBRE	SIZE / FORMATO		PRICE	UNIT	BOX / PALLET	PIECE / BOX	M ³ BOX	SQF / BOX	M ² PALLET	SQF / PALLET	KG / PALLET	KG / BOX	KG / PIECE
METAL 2.0 LAPPATO	8946x8946	35,22"x35,22"	1482	M2	36	1	0.8	0.61	28.8	310.0	754,115	7,385	3.55
METAL 2.0 LAPPATO	4463x8946	17,57"x35,22"	1368	M2	27	3	1,198	12,89	32,346	348,2	242,1	21,91	21,635
METAL 2.0 LAPPATO	2221x8946	8,74"x35,22"	1396	M2	36	5	0,993	10,68	35,748	384,8	2192,09	21,91	21,635
METAL 2.0 LAPPATO	2975x5955	11,71"x23,44"	1298	M2	40	6	1,063	11,44	42,52	457,7	754,115	7,385	3.55
METAL 2.0 LAP MOS2.5X2.5	2975x2975	11,71"x11,71"	1756	M2	24	8	0.72	7.75	17,28	186.0	231,31	20,831	10,003
METAL 2.0 LAP MOSAI MIX	2975x2975	11,71"x11,71"	1756	M2	24	8	0.708	7.62	16,992	182,9	242,1	21,91	21,635
METAL 2.0 LAP DECOR RAMP	2975x5955	11,71"x23,44"	1870	M2	20	4	0.709	7.63	14,18	152.6	242,1	21,91	21,635
METAL 2.0 LAP LIST-60	73x5955	2,87"x23,44"	93	PZ	99	15	0.652	7.01	64,548	694,8	811,76	21,91	21,635
METAL 2.0 LAP RO-60	73x5955	2,87"x23,44"	97	PZ	99	15	0.652	7.01	64,548	694,8	1000,08	24,427	4,032
METAL 2.0 LAP LIST-90	73x8946	2,87"x35,22"	117	PZ	99	13	0.849	9.14	84,051	904,7	2192,09	21,91	21,635
METAL 2.0 LAP RO-90	73x8946	2,87"x35,22"	131	PZ	99	13	0.849	9.14	84,051	904,7	281,54	12,927	4,214
METAL 2.0 LAP CURVE-22.5	2222x8886	8,75"x34,88"	1860	M2	14	2	0.394	4.24	5,516	59,4	281,54	12,927	4,214
METAL 2.0 LAP BEND-60	2925x5955	11,50"x23,44"	1780	M2	20	3	0.522	5.61	10,44	112,4	242,1	21,91	21,635
METAL 2.0 LAP BEND-90	44x8946	17,32"x35,22"	1884	M2	10	1	0.394	4.24	3,94	42,4	167,046	10,289	5,002
METAL 2.0 LAP CUT BUMP	8926x8926	35,14"x35,14"	1870	M2	10	1	0.797	8.58	7,97	85,8	226,96	20,396	10,003
METAL 2.0 LAP CUT BUMP	4463x8946	17,57"x35,22"	1884	M2	10	1	0.399	4.29	3,99	42,9	811,76	21,91	21,635
METAL 2.0 LAP BUMP	893x893	35,16"x35,16"	1870	M2	10	1	0.797	8.59	7,97	85,8	242,1	21,91	21,635
METAL 2.0 LAP DIAGONAL	893x893	35,16"x35,16"	1870	M2	10	1	0.797	8.59	7,97	85,8	231,31	20,831	10,003
METAL 2.0 LAP DIAGONAL	4463x8946	17,57"x35,22"	1884	M2	10	1	0.399	4.29	3,99	42,9	281,54	12,927	4,214
METAL 2.0 LAP CORNER	4463x8946	17,57"x35,22"	1884	M2	10	2	0.781	8.40	7,81	84,1	906,26	24,535	4,85
METAL 2.0 LAP CORNER	8946x8946	35,22"x35,22"	1870	M2	10	1	0.8	8.61	8	86,1	126,93	10,393	10,003
METAL 2.0 LAP GR REC ANG	4463x8946	17,57"x35,22"	723	PZ	99	1	0.399	4.29	39,501	425,2	126,93	10,393	10,003
METAL 2.0 LAP GR REC-45	4463x8946	17,57"x35,22"	707	PZ	99	1	0.399	4.29	39,501	425,2	242,1	21,91	21,635
METAL 2.0 LAP GR REC-90	4463x8946	17,57"x35,22"	707	PZ	99	1	0.399	4.29	39,501	425,2	226,96	20,396	10,003
METAL 2.0 LAP ANG 45X90	4463x8946	17,57"x35,22"	515	PZ	99	3	1,198	12,87	118,602	1,276,7	899,987	32,481	10,738
METAL 2.0 LAP PELD-45	4463x8946	17,57"x35,22"	501	PZ	99	3	1,198	12,87	118,602	1,276,7	242,1	21,91	21,635
METAL 2.0 LAP PELD-90	4463x8946	17,57"x35,22"	501	PZ	99	3	1,198	12,87	118,602	1,276,7	226,96	20,396	10,003
METAL 2.0 LAP ANG 90X90	8946x8946	35,22"x35,22"	599	PZ	99	1	0.8	8.61	79,2	852,5	312,7	14,485	3,55
METAL 2.0 LAP GR REC ANG	8946x8946	35,22"x35,22"	815	PZ	99	1	0.8	8.61	79,2	852,5	2192,09	21,91	21,635
METAL 2.0 LAP GR REC-90	8946x8946	35,22"x35,22"	767	PZ	99	1	0.8	8.61	79,2	852,5	876,281	8,619	4,167
METAL 2.0 LAP PELD-90	8946x8946	35,22"x35,22"	570	PZ	99	1	0.8	8.61	79,2	852,5	1051,907	10,393	10,003
METAL 2.0 LAP ANG 30X60	2975x5955	11,71"x23,44"	211	PZ	99	6	1,063	11,44	105,237	1,132,8	126,93	10,393	10,003
METAL 2.0 LAP GR REC ANG	2975x5955	11,71"x23,44"	559	PZ	99	2	0.36	3.87	35,64	383,6	876,281	8,619	4,167
METAL 2.0 LAP GR REC-30	2975x5955	11,71"x23,44"	499	PZ	99	2	0.36	3.87	35,64	383,6	1051,907	10,393	10,003
METAL 2.0 LAP GR REC-60	2975x5955	11,71"x23,44"	499	PZ	99	2	0.36	3.87	35,64	383,6	2192,09	21,91	21,635
METAL 2.0 LAP PELD-30	2975x5955	11,71"x23,44"	195	PZ	99	6	1,063	11,44	105,237	1,132,8	876,281	8,619	4,167
METAL 2.0 LAP PELD-60	2975x5955	11,71"x23,44"	195	PZ	99	6	1,063	11,44	105,237	1,132,8	1051,907	10,393	10,003

PRICE LIST / GRUPOS DE PRECIO

METAL 2.0 collection		GREEN	WHITE	OXIDUM
METAL 2.0 SERIE 90X90 / SERIE METAL 2.0 90X90		LAPPATO	LAPPATO	LAPPATO
BASE 90X90	89,46 x 89,46 cm - 35,22" x 35,22"	1482	1466	1482
PELDAÑO-90	89,46 x 89,46 cm - 35,22" x 35,22"	570	570	570
PELDAÑO ANGULO 90	89,46 x 89,46 cm - 35,22" x 35,22"	599	599	599
PELDAÑO GRAD-90	89,46 x 89,46 cm - 35,22" x 35,22"	767	767	767
PELDAÑO GRAD ANG 90	89,46 x 89,46 cm - 35,22" x 35,22"	815	815	815
METAL 2.0 collection		GREEN	WHITE	OXIDUM
METAL 2.0 SERIE 45X90 / SERIE METAL 2.0 45X90		LAPPATO	LAPPATO	LAPPATO
BASE 45X90	44,63 x 89,46 cm - 17,57" x 35,22"	1368	1330	1368
PELDAÑO-90	44,63 x 89,46 cm - 17,57" x 35,22"	501	501	501
PELDAÑO-45	44,63 x 89,46 cm - 17,57" x 35,22"	501	501	501
PELDAÑO ANGULO 45X90	44,63 x 89,46 cm - 17,57" x 35,22"	515	515	515
PELDAÑO GRAD-90	44,63 x 89,46 cm - 17,57" x 35,22"	707	707	707
PELDAÑO GRAD-45	44,63 x 89,46 cm - 17,57" x 35,22"	707	707	707
PELDAÑO GRAD ANG 45X90	44,63 x 89,46 cm - 17,57" x 35,22"	723	723	723
METAL 2.0 collection		GREEN	WHITE	OXIDUM
METAL 2.0 SERIE 22,5X90 / SERIE METAL 2.0 22,5X90		LAPPATO	LAPPATO	LAPPATO
BASE 22,5X90	22,215x 89,46 cm - 8,74" x 35,22"	1434	1396	1434
METAL 2.0 collection		GREEN	WHITE	OXIDUM
METAL 2.0 SERIE 45X90 / SERIE METAL 2.0 45X90		LAPPATO	LAPPATO	LAPPATO
BASE 30X60	29,75 x 59,55 cm - 11,71" x 23,45"	1298	1260	1260
PELDAÑO-30	29,75 x 59,55 cm - 11,71" x 23,45"	195	171	195
PELDAÑO-60	29,75 x 59,55 cm - 11,71" x 23,45"	195	171	195
PELDAÑO ANGULO 30X60	29,75 x 59,55 cm - 11,71" x 23,45"	211	187	211
PELDAÑO GRAD-30	29,75 x 59,55 cm - 11,71" x 23,45"	499	499	499
PELDAÑO GRAD-60	29,75 x 59,55 cm - 11,71" x 23,45"	499	499	499
PELDAÑO GRAD ANGULO	29,75 x 59,55 cm - 11,71" x 23,45"	599	599	599
METAL 2.0 collection		GREEN	WHITE	OXIDUM
SPECIAL PIECES / PIEZAS ESPECIALES		LAPPATO	LAPPATO	LAPPATO
MOSAICO 2,5X2,5	29,75 x 29,75 cm	1756	1756	1756
MOSAICO MIX	29,75 x 29,75 cm	1756	1756	1756
DECOR RAMP	29,75 x 59,55 cm	1870	1870	1870
BASE INSERTO 5X15	29,75 x 59,55 cm	227	227	227
LOGO BRAND	4,75 x 14,74 cm	499	499	499
LISTA 7,5X90	7,3 x 89,46 cm	117	115	117
LISTA 7,5X60	7,3 x 59,55 cm	93	91	93
RODAPIÉ 7,5X90	7,3 x 89,46 cm	131	125	131
RODAPIÉ 7,5X60	7,3 x 59,55 cm	97	95	97
CURVE-22,5	2222x889 cm	1860	1860	1860
BEND-60	292x5955 cm	1780	1780	1780
BEND-90	44x8946 cm	1884	1884	1884
CUT BUMP	8926x8926 cm	1870	1870	1870
CUT BUMP	4463x8946 cm	1884	1884	1884
BUMP	893x893 cm	1870	1870	1870
DIAGONAL	893x893 cm	1870	1870	1870
DIAGONAL	4463x8946 cm	1884	1884	1884
CORNER	4463x8946 cm	1884	1884	1884
CORNER	8946x8946 cm	1870	1870	1870
QUARTER 22,5	2222x886 cm	1860	1860	1860

COMPLIANCE WITH CREDITS FOR
LEED
 CERTIFICATION SYSTEM



YOU CAN OBTAIN UP TO **38 LEED CREDITS** . SE PUEDEN OBTENER HASTA **38 CRÉDITOS LEED**

depending on the following criteria:
 dependiendo de los siguientes criterios:

DIRECT CREDITS

SUSTAINABLE SITES:

- SS 1/7 HEAT ISLAND EFFECT.**
EFECTO ISLA DE CALOR
- SS 3 LOCAL HEAT ISLAND EFFECT.**
EFECTO ISLA DE CALOR LOCAL

1-2
CREDITS

MATERIALS AND RESOURCES:

- MR RECYCLED CONTENT.**
CONTENIDO RECICLADO
- MR REGIONAL MATERIALS.**
MATERIALES REGIONALES
- MR SUSTAINABLE PURCHASING.**
ADQUISICIÓN SOSTENIBLE
- MR SUSTAINABLY SOURCED MATERIALS & PRODUCTS.**
PRODUCTOS Y MATERIAS PRIMAS SOSTENIBLES
- MR ENVIRONMENTALLY PREFERABLE PRODUCTS.**
PRODUCTOS AMBIENTALMENTE PREFERIBLES

0,5-8
CREDITS

INDOOR ENVIRONMENTAL QUALITY

- IEQ LOW EMITTING MATERIALS.**
PRODUCTOS DE BAJA EMISIÓN

1-4
CREDITS

INDIRECT CREDITS

ENERGY & ATMOSPHERE

- EA PR2 MINIMUM ENERGY PERFORMANCE.**
EFICIENCIA ENERGÉTICA MÍNIMA
- EA CR1 OPTIMIZE ENERGY PERFORMANCE.**
OPTIMIZACIÓN ENERGÉTICA

1-21
CREDITS

MATERIALS AND RESOURCES

- MR CR1.2 BUILDING REUSE.**
REUTILIZACIÓN DEL EDIFICIO
- MR CR3 MATERIALS REUSE.**
REUTILIZACIÓN DE MATERIALES














1-2
CREDITS

INDOOR ENVIRONMENTAL QUALITY

- IEQ CR3 CONSTRUCTION INDOOR AIR QUALITY MANAGEMENT PLAN.**
PLAN DE GESTIÓN DE LA CALIDAD DE AIRE INTERIOR

1
CREDIT

TECHNICAL CHARACTERISTICS / CARACTERÍSTICAS TÉCNICAS

TECHNICAL CHARACTERISTICS CARACTERÍSTICAS TÉCNICAS	STANDARD TEST METHOD MÉTODO DE LA NORMA	STANDARD PRESCRIBED VALUES VALOR PRESCRITO POR LA NORMA	METAL 2.0
MEASUREMENTS SURFACE APPEARANCE / DIMENSIONES Y ASPECTO SUPERFICIAL			
 LENGTH AND WIDTH / LONGITUD Y ANCHURA	UNE - EN ISO 10545 - 2	+/- 0.6 % max	+/- 0.2 %
 THICKNESS / ESPESOR	UNE - EN ISO 10545 - 2	+/- 5.0 % max	+/- 2.0 %
 ORTHOGONALITY / ORTOGONALIDAD	UNE - EN ISO 10545 - 2	+/- 0.6 % max	+/- 0.2 %
 SURFACE FLATNESS / PLANITUD DE SUPERFICIE	UNE - EN ISO 10545 - 2	+/- 0.5 % max	+/- 0.2 %
PHYSICAL PROPERTIES / PROPIEDADES FÍSICAS			
 WATER ABSORPTION / ABSORCIÓN DE AGUA	UNE - EN ISO 10545 - 3	≤ 0.5 %	+/- 0.1 %
 BENDING RESISTANCE / RESISTENCIA A LA FLEXIÓN	UNE - EN ISO 10545 - 4	≥ 35 N/mm ²	55 N/mm ² *
 RESISTANCE TO ABRASION / RESISTENCIA A LA ABRASIÓN	UNE - EN ISO 10545 - 6	≤ 175 mm ³	120 mm ³ *
 TEMPERATURE SHOCK RESISTANCE / RESISTENCIA AL CHOQUE TERMICO	UNE - EN ISO 10545 - 9	NO SURFACE DEFECTS SHOULD BE VISIBLE NO DEBE PRESENTAR DEFECTOS VISIBLES	DURABLE / Resistente
 RESISTANCE TO COLD / RESISTENCIA A LA HELADA	UNE - EN ISO 10545 - 12	NO SURFACE DEFECTS OR CRACKS SHOULD BE VISIBLE NO DEBE PRESENTAR DEFECTOS O RITURAS VISIBLES	ANTI-ICE / Antihielo
 ANTI - SLIP / ANTIDESLIZAMIENTO	DIN 51130		R10**
	UNE-ENV 12633	WET TEST	clase3***
		DRY TEST	Clase 2 **
	ASTM C 1028-96	≥ 0.6 DRY TEST / ENSAYO EN SECO	> 0,6
 COLOUR RESISTANCE TO LIGHT / RESISTENCIA DEL COLOR A LA LUZ	DIN 51094	≥ 0.6 WET TEST / ENSAYO SOBRE MOJADO	> 0,6
		THERE SHOULD BE NO COLOUR VARIATIONS	NO ALTERATIONS
CHEMICAL PROPERTIES / PROPIEDADES QUÍMICAS			
 CHEMICAL RESISTANCE / RESISTENCIA QUÍMICA	UNE - EN ISO 10545 - 13	RESISTANCE TO HOUSEHOLD CLEANING PRODUCTS AND SWIMMING POOL SALTS RESISTENCIA A PRODUCTOS QUÍMICOS Y SALES PARA PISCINAS	Min UB
 RESISTANCE TO STAINING / RESISTENCIA A LAS MANCHAS	UNE - EN ISO 10545 - 14	>3 for glazed tiles, para baldosas esmaltadas	5****

* Average value. Test issued in Apavisa internal laboratory on October 2013. For any official certification or verification of the values listed, contact the Technical Department through dpto.tecnico@apavisa.com / Valor de media. Prueba realizada en laboratorio interno de Apavisa sobre el producto a fecha de Octubre de 2013. Para cualquier certificación oficial o verificación de los valores mencionados contactar con el Departamento Técnico de Apavisa a través de dpto.tecnico@apavisa.com.

** R10 Test realized in external laboratory on March 2014, in the current consignment of metal green lappato 90x90. / Ensayo realizado en laboratorio externo a fecha de Marzo de 2014 sobre la actual partida producida de metal green lappato 90x90.

*** Clase 2. Test issued in Apavisa internal laboratory on March 2014, in the current consignment. / Ensayo realizado en laboratorio interno a fecha de Marzo de 2014 sobre la actual partida producida.

**** Dry Test, according to document DA DB-SUA/3 (Código Técnico de la Edificación) M° de Fomento. Test realized in internal laboratory in the current consignment. / Ensayo realizado, según documento DA DB-SUA/3 (Código Técnico de la Edificación) M° de Fomento. Ensayo realizado en laboratorio interno en la actual partida producida.

**** Average test result value on November 2008. / Valor de media a fecha Noviembre de 2008.

APAVISA PORCELANICO SL assumes no liability for any printing errors. The technical characteristics contained in this catalog are mean values of our products. To carry out any orders that are requested consultations with the technical characteristics of the particular model to APAVISA PORCELANICO SL. All features and specifications are based on information available at the time of printing this catalog and may be changed without notice, according to market conditions, technological innovations and / or any other factor, without incurring any liability. / APAVISA PORCELANICO S.L. no asume ninguna responsabilidad por posibles errores de impresión. Las características técnicas que constan en el presente catálogo son valores medios de nuestros productos. Para la realización de cualquier pedido se solicita que sean consultadas las características técnicas del modelo en concreto a APAVISA PORCELANICO S.L. Todas las características y especificaciones técnicas están basadas en la información disponible en el momento de la impresión del presente catálogo y podrán ser modificadas sin previo aviso, de acuerdo a las circunstancias del mercado, innovaciones tecnológicas y/o cualquier otro factor, sin incurrir en ningún tipo de responsabilidad.

DESIGNED TO
LIVE
WITHOUT
LIMITS





METAL 20

Distributed by - Distribuido por - Distribuito da - Vertrieben durch - Distribue par



APAVISIA

Ctra. Castellón - San Juan de Moró, hm. 7,5 - 12130 SAN JUAN DE MORÓ (Castellón) Spain
Tel. +34 964 701 120 - Export Fax +34 964 701 067 - Fax Nacional 964 701 195 - info@apavisa.com

www.apavisa.com



PLEASE RECYCLE WHEN OBSOLETE
POR FAVOR RECLICAR CUANDO QUEDE OBSOLETO
WENN NICHT MEHR AKTUELL, RECYCELN
PER FAVORE RICICLARLO QUANDO VECCHIO
S'IL VOUS PLAÎT, MERCI DE RECYCLER

METAL2.0/0414