



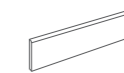
14295 LUMINA-B/120/P M-46 (60x120)

PACKING

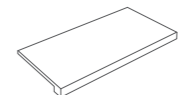
Formato/Sizes	Cajas/Boxes	Normal Pallet		Euro Pallet		Cont./20' 21500 Kg.	Cont./20' 24000 Kg.
Cm.	Inch.	Pzs/Units	M <sup>2</sup> /SQ. M	Kg	Cjas/Boxes	M <sup>2</sup> /SQ. M	Kg
60 x 120 P	23,6 x 47,2	2	1,44	40	21	30,24	862
						-	-
						-	-
						754	842

PIEZA COMPLEMENTARIA - COMPLEMENTARY PIECE

RODAPIE - SKIRTING    PELDAÑO TÉCNICO - TECHNICAL STAIR-THREAD    S.K.I.    S.K.D.



8x60 P-45



30x120 P-88



8x30 P-55






\*Lumina-B/60x120



\*Lumina-B/60x120

8 de 9 gráficas



19254 LUMINA-B/60x120/EP M-40 (60x120)



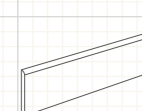
19549 D. LUMINA-B/5/EP P-49 (30x30)

PIEZA COMPLEMENTARIA - COMPLEMENTARY PIECE

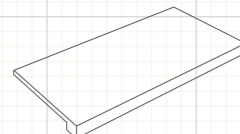
RODAPIE - SKIRTING

PELDAÑO TÉCNICO - TECHNICAL STAIR - THREAD

S.K.I. S.K.D.



8x60 P-35



30x120 P-75  
30x60 P-54



8x30 P-53

- 17974 L. ANDROS/R P-53 (0,5x90)
- 07605 ALUMINIO/90 P-39 (0,5x90)
- 07021 ACERO/90 P-30 (1,5x90)
- 17317 L. NORIAN-N/90/R P-32 (0,8x90)
- 17253 ACERO/120 P-28 (1x120)

PACKING

Formato/Sizes		Cajas/Boxes			Normal Pallet			Euro Pallet			Cont./20' 21500 Kg.	Cont./20' 24000 Kg.
Cm.	Inch.	Pzs/Units	M <sup>2</sup> /SQ. M	Kg	Cjas/Boxes	M <sup>2</sup> /SQ. M	Kg	Cjas/Boxes	M <sup>2</sup> /SQ. M	Kg	M <sup>2</sup> /SQ. M	M <sup>2</sup> /SQ. M
60 x 120	EP	23,6 x 47,2	2	1,44	40	21	30,24	862	-	-	754	842