

SERIE MYTHO | MYTHO SERIES



esmaltado
glazed



<1,25%
máx. 2 mm



3<E≤6%



3,7x10⁶xC¹



18 N/mm²



Acero/Tierra PEI : 4
Rubino PEI: 3



H6



6 - 9



clase 5
class 5



Deslizam. CTE
Slipping resist. CTE
Acero/Tierra: clase 2
Rubino: clase 1



B



<R9




sí/yes




Simbología y normas en pág. 186 Symbols and Standards p. 186
Los colores son indicativos Colours are just indicative

Esmaltados *Glazed Tiles*



Acero



Tierra




Rubino

Bases Basic pieces



Acero 33x33
Cod. 02586
MC625



Rubino 33x33
Cod. 02566
MC625



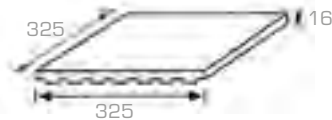
Tierra 33x33
Cod. 02576
MC625



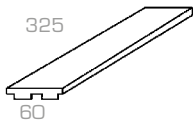
Acero 6x33
Cod. 01577
MC680



Rubino 6x33
Cod. 01578
MC680

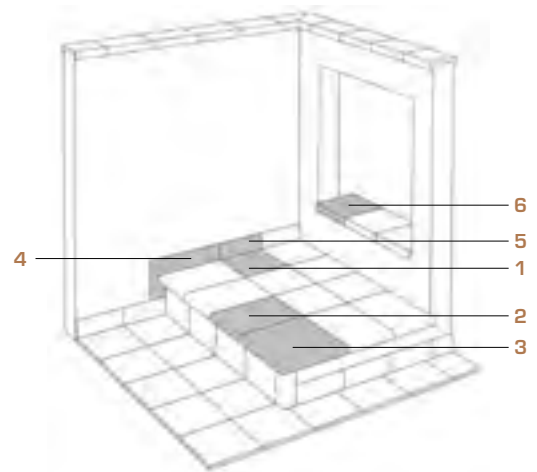


Base 33x33
Tile 33x33



Base 6x33 *
Tile 6x33 *


* Se obtiene a partir de base de 33x33 pre-marcada
*(It is obtained from 33x33 pre-marked tile)



- | | | | |
|----------------------|--------------------|---------------|----------------|
| 1 Base | Tile | 4 Zanquín | String |
| 2 Peldaño | Stair-tread | 5 Rodapié | Skirting board |
| 3 Esquina de peldaño | Stair-tread corner | 6 Vierteaguas | Wash |

Artículo Item	Medidas (mm) Size (mm)	Espesor (mm) Thickness (mm)	U.M. *	U.M. *		Piezas Pieces		Peso (Kg) Weight (Kg)		
						U.M.*	U.M.*	U.M.*	U.M.*	
Base 33x33 Tile 33x33	325x325	16	M ² SQM	0,67	42,67	9	6	33	21,8	1400
Base 6x33 Tile 6x33	60x325	16	M ² SQM	0,16	10,66	45	270	3,65	21,84	1397,76

* Unidad de Medida. Los artículos medidos en M² o ML se sirven contando la junta normal entre piezas
*Unit of measure. Items measured in SQM or LM are delivered assuming average joint between pieces

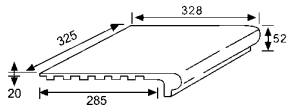


Tierra 33x33

Peldaño 24-33
Stair-tread 24-33



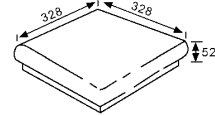
- | | | |
|---------------------------------------|--|--|
| Acero ■
Cod. Q2587
PZ390 | Tierra ■
Cod. Q2567
PZ390 | Rubino ■
Cod. Q2577
PZ390 |
|---------------------------------------|--|--|



Esquina de peldaño
Stair-tread corner



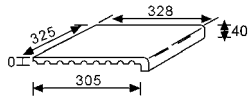
- | | | |
|---------------------------------------|--|--|
| Acero ■
Cod. Q2589
PZ390 | Tierra ■
Cod. Q2569
PZ390 | Rubino ■
Cod. Q2579
PZ390 |
|---------------------------------------|--|--|



Vierteaguas
Wash



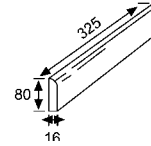
- | | | |
|---------------------------------------|--|--|
| Acero ■
Cod. Q2592
PZ345 | Tierra ■
Cod. Q2572
PZ345 | Rubino ■
Cod. Q2582
PZ345 |
|---------------------------------------|--|--|



Rodapié 33
Skirting board 33



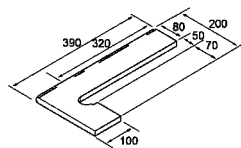
- | | | |
|---------------------------------------|--|--|
| Acero ■
Cod. Q2588
ML190 | Tierra ■
Cod. Q2568
ML190 | Rubino ■
Cod. Q2578
ML190 |
|---------------------------------------|--|--|



Zanquín izda.
String left



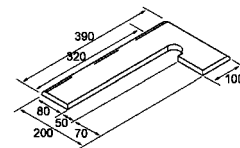
- | | | |
|---------------------------------------|--|--|
| Acero ■
Cod. Q2591
PZ190 | Tierra ■
Cod. Q2571
PZ190 | Rubino ■
Cod. Q2581
PZ190 |
|---------------------------------------|--|--|



Zanquín dcha.
String right



- | | | |
|---------------------------------------|--|--|
| Acero ■
Cod. Q2590
PZ190 | Tierra ■
Cod. Q2570
PZ190 | Rubino ■
Cod. Q2580
PZ190 |
|---------------------------------------|--|--|



Anchura recomendada de la junta de colocación: 6 - 8 mm
A 6 - 8 mm wide installation joint is recommended.



Acero 33x33

Artículo Item	Medidas (mm) Size (mm)	Espesor (mm) Thickness (mm)	U.M.*	U.M.*		Piezas Pieces		Peso (Kg) Weight (Kg)		
						U.M.*	U.M.*	U.M.*	U.M.*	U.M.*
Peldaño <i>Stair-tread</i>	325x328x52	20	Pz. Pc.	6	216	1	6	42	25,1	906
Esquina de peldaño <i>Stair-tread corner</i>	328x328x52	20	Pz. Pc.	2	72	1	2	5,3	10,6	400
Vierteaguas <i>Wash</i>	325x328x40	20	Pz. Pc.	6	216	1	6	4,6	28	1020
Zanquín izda. <i>String left</i>	390x80/200x100	16	Pz. Pc.	10	300	1	10	1,3	13	390
Zanquín dcha. <i>String right</i>	390x80/200x100	16	Pz. Pc.	10	300	1	10	1,3	13	390
Rodapié <i>Skirting board</i>	325x80	16	ML ML	8	576	3	24	2,3	18	1296

*Unidad de Medida. Los artículos medidos en M² o ML se sirven contando la junta normal entre piezas
 *Unit of measure. Items measured in SGIM or LM are delivered assuming average joint between pieces