

Piemonte



Porcelánico Extruido

amb> Novara
decor> Frama Beige

fine **RESISTANCE**

ANTIDESLIZAMIENTO Clase III / R-10
MOHS 8

NATUCER
cerámica natural

Piemonte



Porcelánico Extruido

amb> Asti
decor> Sandro

fine **RESISTANCE**

ANTIDESLIZAMIENTO Clase III / R-10
MOHS 8

NATUCER
Cerámica natural

Piemonte



Porcelánico Extruido

amb> Torino
decor> Cerano

fine **RESISTANCE**

ANTIDESLIZAMIENTO Clase III / R-10
MOHS 8

NATUCER
Cerámica natural



CLASE III
UNE. ENV 12633:2003

Porcelánico Extruido



Para cada uso específico, consultar características técnicas en pág. 154
For specific applications, please see page 154



PIEMONTE ASTI
36 x 36 (G 57) 14"x 14"
126170
m²

PIEMONTE NOVARA
36 x 36 (G 57) 14"x 14"
126171
m²



Losanga **ASTI**
15,5 x 36 (G 11) 6"x 14"
137170

Estrella **ASTI**
15,5 x 15,5 (G 12) 6"x 6"
173170

Losanga **NOVARA**
15,5 x 36 (G 11) 6"x 14"
137171

Estrella **NOVARA**
15,5 x 15,5 (G 12) 6"x 6"
173171

PIEMONTE TORINO
36 x 36 (G 57) 14"x 14"
126172
m²

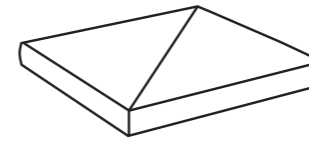
Losanga **TORINO**
15,5 x 36 (G 11) 6"x 14"
137172

Estrella **TORINO**
15,5 x 15,5 (G 12) 6"x 6"
173172


NATUCER
Ceramica Natural

PIEZAS ESPECIALES


Disponible en todos los colores
SPECIAL PIECES - Available in all colors




Ángulo Peldaño
33 x 46/4 (G 19 x 2) 13"x 18"
ASTI 133170
NOVARA 133171
TORINO 133172



Peldaño Curvo
36 x 33/4 (G 18) 14"x 13"
ASTI 134170
NOVARA 134171
TORINO 134172




Zócalo
9 x 36 (G 07) 4"x 14"
ASTI 130170
NOVARA 130171
TORINO 130172




Zanquín - Izq. / Drch.
9 x 36 (G 10) 4"x 14"
ASTI 132170 / 131170
NOVARA 132171 / 131171
TORINO 132172 / 131172



PINTADO A MANO



Frontal **BRIONA**
15,5 x 36 (G 21) 6"x 14"
009M19



Estrella **BRIONA A**
15,5 x 15,5 (G 31) 6"x 6"
023M22



Estrella **BRIONA B**
15,5 x 15,5 (G 31) 6"x 6"
023M23




Tira **BRIONA**
5 x 36 (G 16) 2"x 14"
007M19




Taco **BRIONA**
4 x 4 (G 04) 2"x 2"
006M19



Frontal **CERANO**
15,5 x 36 (G 21) 6"x 14"
009M18



Estrella **CERANO A**
15,5 x 15,5 (G 31) 6"x 6"
023M20



Estrella **CERANO B**
15,5 x 15,5 (G 31) 6"x 6"
023M21



Tira **CERANO**
5 x 36 (G 16) 2"x 14"
007M18



Taco **CERANO**
4 x 4 (G 04) 2"x 2"
006M18




Frontal **VERSILIA**
15,5 x 36 (G 21) 6"x 14"
009388




Frontal **VERSILIA**
15,5 x 15,5 (G 17) 6"x 6"
009388




Taco **VERSILIA**
4 x 4 (G 04) 2"x 2"
006388




Estrella **VERSILIA A**
15,5 x 15,5 (G 31) 6"x 6"
023389



Estrella **VERSILIA B**
15,5 x 15,5 (G 31) 6"x 6"
023390



Estrella **VERSILIA C**
15,5 x 15,5 (G 31) 6"x 6"
023391



Estrella **VERSILIA D**
15,5 x 15,5 (G 31) 6"x 6"
023392



Frontal **SANDRO**
15,5 x 36 (G 21) 6"x 14"
009M03



Tira **SANDRO**
8 x 36 (G 18) 3"x 14"
007M03



ENMALLADOS PINTADOS A MANO



Frontal **FUOCO A**
15,5 x 31,6 (G 58) 6"x 12"
009M11



Tira **FUOCO**
6 x 31,6 (G 36) 2,5"x 12"
007529



ENMALLADOS PINTADOS A MANO



Frontal **FRAMA BEIGE**
16 x 36 (G 21) 6"x 14"
009L93




Tira **FRAMA BEIGE**
8 x 31,6 (G 18) 3"x 14"
007L93



Piemonte

Comfort floor

36x36 | 18x36 | 18x18



MÁXIMO DESTONIFICADO

Comfort floor
pavimento de interior



Clase I - R 9 | **Porcelánico Extruido**




PIEMONTE ALESSANDRIA
36 x 36 (G 57) 14"x 14"
126J18
m²

PIEMONTE ASTI (Clase III)
36 x 36 (G 57) 14"x 14"
126I70
m²



PIEMONTE BIELLA
36 x 36 (G 57) 14"x 14"
126J13
m²

PIEMONTE NOVARA (Clase III)
36 x 36 (G 57) 14"x 14"
126I71
m²



PIEMONTE VERCELLI
36 x 36 (G 57) 14"x 14"
126I12
m²

PIEMONTE TORINO (Clase III)
36 x 36 (G 57) 14"x 14"
126I72
m²




LOSANGA ALESSANDRIA
18 x 36 (G 12) 7"x 14"
137J18



LOSANGA BIELLA
18 x 36 (G 12) 7"x 14"
137J13



LOSANGA VERCELLI
18 x 36 (G 12) 7"x 14"
137J12



PIEMONTE
18 x 18 (G 58) 7"x 7"
ALESSANDRIA - 126J18
BIELLA - 126J13
VERCELLI - 126J12
m²



PIEMONTE
18 x 36 (G 57) 7"x 14"
ALESSANDRIA - 126J18
BIELLA - 126J13
VERCELLI - 126J12
m²




PIEMONTE OCTOGONAL
36 x 36 (G 57) 14"x 14"
ALESSANDRIA - 175J18
BIELLA - 175J13
VERCELLI - 175J12
m²

VERSILIA



TRINO



ESTRELLA VERSILIA A
18 x 18 (G 18) 7"x 7"
023389

ESTRELLA VERSILIA B
18 x 18 (G 18) 7"x 7"
023390

ESTRELLA VERSILIA C
18 x 18 (G 18) 7"x 7"
023391

ESTRELLA VERSILIA D
18 x 18 (G 18) 7"x 7"
023392



TACO VERSILIA
4,2 x 4,2 (G 04) 2"x 2"
006388



ESTELAR VERSILIA
5 x 5 (G 06) 2"x 2"
080388



TACO TRINO A
18 x 18 (G 18) 7"x 7"
006M42

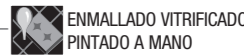


TACO TRINO B
18 x 18 (G 18) 7"x 7"
006M43

ESTELAR CRAQUELE FOSSANO



VIETRI SAVONA



ESTELAR CRA. FOSSANO A
5 x 5 (G 06) 2"x 2"
080M46

ESTELAR CRA. FOSSANO B
5 x 5 (G 06) 2"x 2"
080M47



ESQUINA EST. CRA. FOSSANO
8 x 11 (G 15) 3"x 4"
021M44



TACO EST. CRA. FOSSANO
8 x 8 (G 11) 3"x 3"
006M44

CENTRO EST. CRAQUELE FOSSANO
31,6 x 31,6 (G 46) 12"x 12"
055M44

ROSETÓN EST. CRA. FOSSANO
94 x 94 (G 29) 37"x 37"
026M44



TABICA EST. CRA. FOSSANO
15,5 x 33,5 (G 26) 6"x 13"
084M44




FRONTAL EST. CRA. FOSSANO
15,5 x 36 (G 19) 6"x 14"
009M44



CENEFA EST. CRA. FOSSANO
8 x 33,5 (G 21) 3"x 13"
024M44



TIRA EST. CRA. FOSSANO
8 x 36 (G 17) 3"x 14"
007M44



ROSETÓN VIETRI SAVONA
94 x 94 (G 29) 37"x 37"
026M45

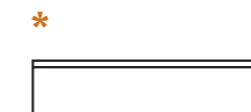


TIRA VIETRI SAVONA
6 x 25 (G 17) 2"x 10"
007M45



CENEFA VIETRI SAVONA
9,5 x 25 (G 20) 4"x 10"
024M45

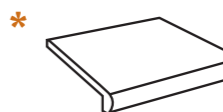
PIEZAS ESPECIALES
Disponibles en todos los colores
SPECIAL PIECES - Availables in all colors
PIÈCES SPÉCIALES - Disponibles dans toutes les couleurs



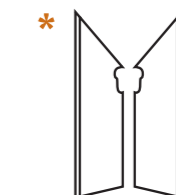
ZÓCALO PIEMONTE
9 x 36 (G 07) 4"x 14"




ÁNGULO PELDAÑO PIEMONTE
33 x 46/4 (G 19x2) 13"x 18"



PELDAÑO CURVO PIEMONTE
36 x 33/4 (G 18) 14"x 13"



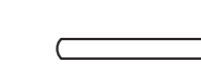
ZANQUÍN IZQ. / DRCH. PIEMONTE
9 x 36 (G 10) 4"x 14"



V-CAP PIEMONTE
5 x 18 (G 11) 2"x 7"
ALESSANDRIA - 109J18
BIELLA - 109J13
VERCELLI - 109J12



ESQ. V-CAP PIEMONTE
3 x 5 (G 09) 1"x 2"
ALESSANDRIA - 111J18
BIELLA - 111J13
VERCELLI - 111J12



TORELLO PIEMONTE
2,5 x 18 (G 10) 1"x 7"
ALESSANDRIA - 122J18
BIELLA - 122J13
VERCELLI - 122J12



ESQ. TORELLO PIEMONTE
1,5 x 2,5 (G 08) 1"x 1"
ALESSANDRIA - 122J18
BIELLA - 122J13
VERCELLI - 122J12

ÉSTAS PIEZAS ESPECIALES SE FABRICAN EN LOS MODELOS DE EXTERIOR CLASE III - R10

These special pieces are produced in the models of exterior/antislip, with an R10

Cette pièces spéciales sont fabriquées en les modèles d'extérieur classe III - R10