



Stonehill

White body wall tiles



Stonehill Silver 33,3*100



Stonehill Silver Decor_33,3*100 Mystic Grey_100*100 5F



Stonehill

White body wall tiles

↓
7mm
↑


STONEHILL Sand



STONEHILL Sand | Decor



STONEHILL Silver



STONEHILL Silver | Decor




STONEHILL



33,3 * 100 * 0,7 cm | 13 * 39"

RECTIFIED	NATURAL
	BN65
SILVER	24301
SAND	24299


STONEHILL DECOR



33,3 * 100 * 0,7 cm | 13 * 39"

RECTIFIED	NATURAL
	BN66
SILVER	24300
SAND	24298

D. STONEHILL MOSAIC



30 * 30 cm | 12 * 12"

NO RECTIFIED	NATURAL
	P44
SILVER	24489
SAND	24488



26153 L. GOLDEN/MAT/100 _ 100 * 0,5 cm | 39 * 0,2" _ P42



22303 ALUMINIO/100/MAT _ 100 * 0,5 cm | 39 * 0,2" _ P42

CARACTERÍSTICAS TÉCNICAS | TECHNICAL CHARACTERISTICS

joint	wall tiles	mat	thickness
different shades	shade variation	various graphics	

EMBALAJE | PACKING

Formato Sizes	Cajas Boxes			Pallet			Cont./20' 21500 kg.	Cont./20' 24000 kg.
	Piezas	m2/ sq.m	kg	Cajas	m2/ sq.m	kg		
cm								
33,3 * 100 * 0,7	6	2	26,60	24	48	663	118 * 110 * 48	1556,56 1737,56
inch	units	ft2	lb	Boxes	ft2	lb	Sizes Inch approx.	ft2 ft2
13 1/8 * 39 3/8 * 1/4	6	21,53	58,65	24	516,67	1461,92	46 7/16 * 43 5/16 * 18 7/8	16754,82 18703,06

(Los pesos aquí reflejados pueden sufrir ligeras variaciones en función del lote de producción. Weights shown here may slightly vary depending on the production lot.)

Stonehill

White body wall tiles

Stonehill Sand_33,3*100
Stonehill Sand Decor_33,3*100
Moritz Nut_23*120 NT