

peronda



ALCHEMY

PORCELAIN & WALL TILES COLLECTION



peronda

ALCHEMY

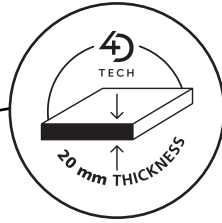
La alquimia entendida como protociencia, el origen de la química. La idea de tomar materiales comunes y transformarlos en algo de valor incalculable. Convertir el plomo en oro, incluso tratar de conseguir el elixir de la vida eterna.

Esta es nuestra inspiración y punto de partida de la nueva colección de Peronda. Combinar gráficas, jugar con las texturas, los detalles, para obtener algo que va más allá de lo natural.

Alchemy understood as protoscience, the origin of chemistry. The idea of taking common materials and transforming them into something of incalculable value. Convert lead into gold, even try to get the elixir of eternal life.

This is our inspiration and starting point for the new Peronda collection. Combine graphics, play with textures, details, to obtain something that goes beyond natural.

PORCELAIN & WALL TILES COLLECTION



20MM

EXTRAORDINARY RESISTANCE

LO MÁS ROBUSTO DE PERONDA

La última tecnología en producción cerámica se materializa en 20 mm, el porcelánico de mayor espesor con todos los beneficios de 4D Tech en el producto más robusto de Peronda.

MAYOR ESPESOR SIN COSTILLA

Somos pioneros en producir piezas de este espesor con prensa continua. Además de todas las características de un producto 4D, 20 mm permite la ausencia de costilla en la pieza.

RESISTENCIA EXTRAORDINARIA

La base plana del 20 mm ofrece un total contacto con la superficie de soporte. Sobre plots u otro material, el resultado es más resistente, toda la pieza absorbe el impacto.

PERONDA'S MOST ROBUST

The latest technology in ceramic production becomes a reality in 20 mm. The thickest porcelain with all the benefits of 4D Tech in Peronda's most robust product.

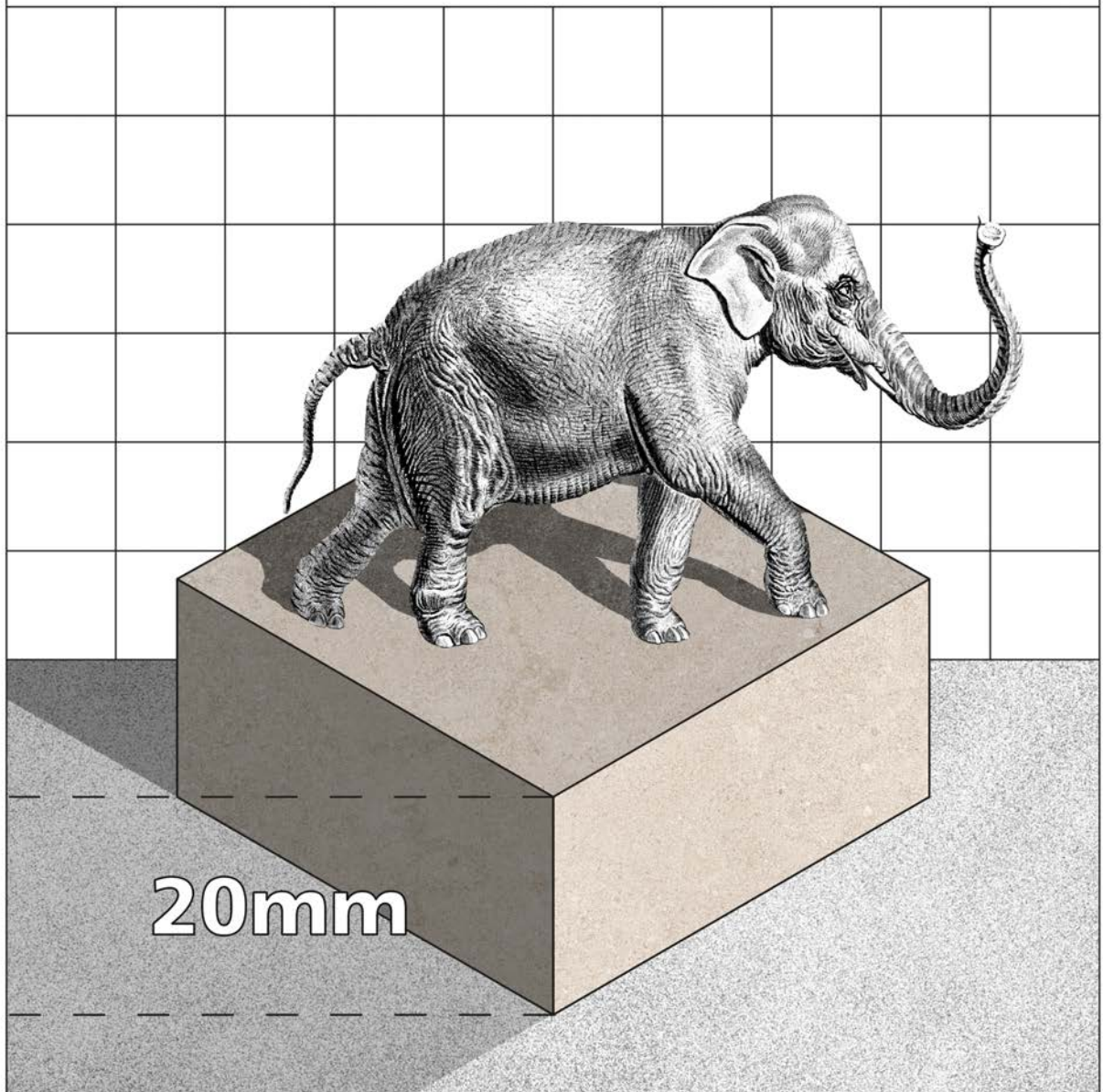
THICKER WITHOUT RIBBING

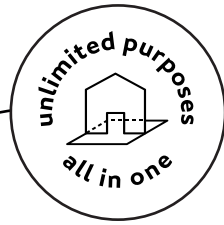
We are pioneers in producing pieces of this thickness with continuous press. Besides all the features of a 4D product, 20 mm allows for the lack of ribbing.

EXTRAORDINARY RESISTANCE

The flat base of 20 mm offers complete contact with the supporting area. Be it on plots or any other material, it is more resistant since the whole piece absorbs the impact.

EXTRAORDINARY RESISTANCE





ALL IN ONE

UNLIMITED PURPOSES

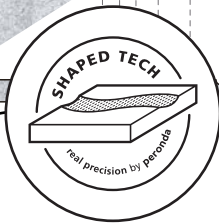
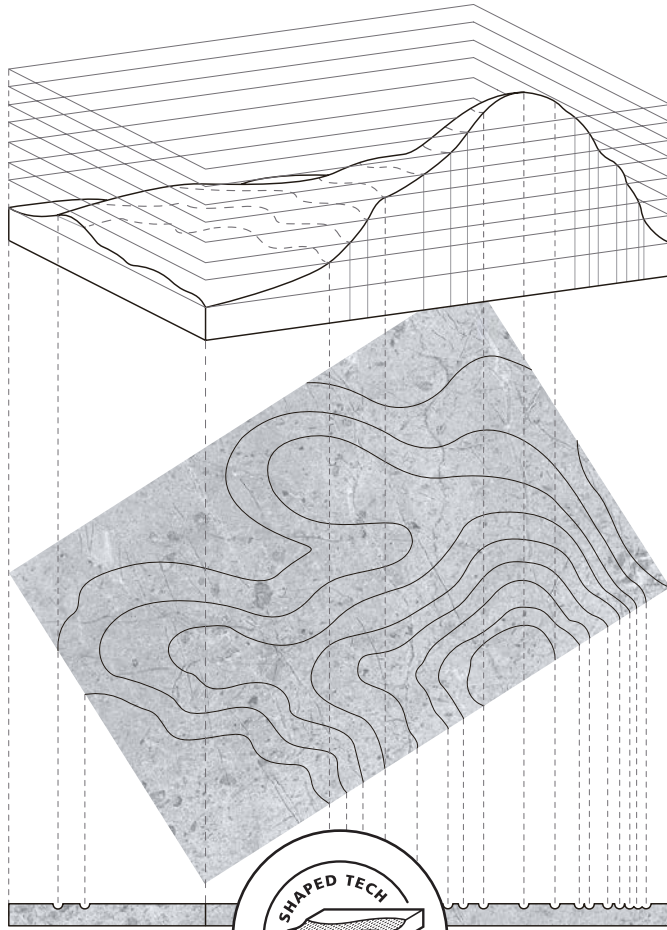


ESPACIOS ILIMITADOS, MISMA SUPERFICIE

El acabado All in one aúna suavidad y antideslizamiento. Ahora no hay por qué elegir, puedes tenerlo todo en un único producto.

UNLIMITED PURPOSES, SAME SURFACE

All in one finish brings softness and anti slip treatment together. There is no need to choose any more. You can have it all in just one product



SHAPED


REAL PRECISION BY PERONDA


NATURAL - PRECISO - REAL

Relievs creados de manera digital perfectamente coordinados con la impresión gráfica para generar las piezas más naturales nunca vistas en cerámica.

NATURAL - PRECISE - REAL

Reliefs are created via digital technology perfectly coordinated with graphic printing to generate the most natural pieces ever seen in ceramic.







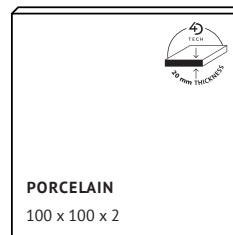
ALCHEMY
PEARL

Luminous elegance

Alchemy Pearl is inspired by Ocean Black slate's select appearance, in this case in an eye-catching, elegant luminous shade of white. Its vaporous appearance is perfect for more spacious settings, both indoors and out, while its veined texture adds a natural beauty and chic touch of sophistication.

Luminosa elegancia

Inspirada en la majestuosa gráfica de la pizarra Ocean Black, transformada en un tono blanco de luminosidad cautivadora que irradia pura elegancia. Su estructura vaporosa la convierte en una opción perfecta para espacios amplios, tanto en interiores como exteriores, y su textura veteada aporta sofisticación natural a cualquier ambiente.






PORCELAIN

100 x 275_SP | 100 x 100 x 2_A



PEARL

1



2



1

PORCELAIN
100 x 100 x 2 _A | Pieza especial piscina _ special piece pool

2

PORCELAIN
90 x 90 _AS



3



3

WHITE BODY WALL TILE
33,3 x 100 | 33,3 x 100 _ DECOR

PEARL




WHITE BODY WALL TILE
33,3 x 100 | 33,3 x 100 _DECOR


PEARL



PEARL

PORCELAIN
100 x 100 SP







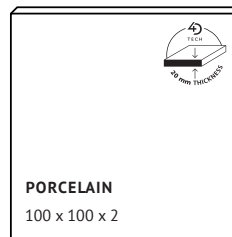
ALCHEMY
IRON

Contemporary charm

Alchemy Iron is inspired by Grigio Soveraia: a striking, highly-prized grey marble, originally from the Middle East. Unique personality is afforded by the delicate white veins that streak its surface. Alchemy Iron's design brings an eye-catching modern appeal to settings of differing kinds, since its colour fits in with a variety of styles, providing an added dose of refinement and sophistication.

Encanto contemporáneo

Grigio Soveraia, piedra gris de gran valor original de Oriente Medio, presta su carácter llamativo a Alchemy Iron. Este distinguido material presenta delicadas vetas blancas que le otorgan una personalidad inigualable. Eleva cualquier espacio con su belleza moderna, ya que este tono armoniza sin esfuerzo con varios estilos, agregando un toque de sofisticación y refinamiento.





PORCELAIN

100 x 275_SP | 100 x 100_A



IRON



WHITE BODY WALL TILE

33,3 x 100 | 33,3 x 100 _TEXTURED | 60 x 120 _AS




IRON




PORCELAIN
100 x 100 _SP

IRON



IRON

WHITE BODY WALL TILE
33,3 x 100 _ TEXTURED | 33,3 x 100




PORCELAIN
100 x 100 _SP



IRON







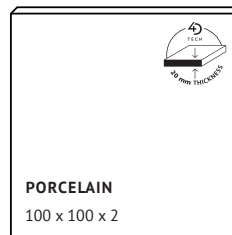
ALCHEMY
EARTH

Versatile simplicity

This sandy model from the Alchemy collection is inspired by a careful selection of French limestones. The end result is a perfect combination of elegance and versatility, since this design is equally suitable for public or private spaces, both indoors and out.

Simplicidad Versátil

El tono arena de la colección Alchemy surge de una mezcla meticulosamente seleccionada de calizas francesas, lo que da como resultado la combinación perfecta de elegancia y versatilidad. Este diseño es apto tanto para espacios públicos como privados, de interior y exterior.





WHITE BODY WALL TILE

33,3 x 100 | 33,3 x 100 _DECOR | 100 x 100 _SP



EARTH




PORCELAIN

90 x 90 _AS | 100 x 275 _SP



EARTH



PORCELAIN
100 x 100 _SP


EARTH



EARTH



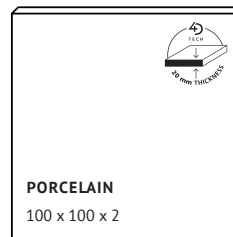
WHITE BODY WALL TILE

33,3 x 100 | 33,3 x 100_TEXTURED



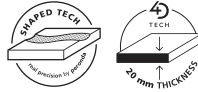
ALCHEMY

DATOS TÉCNICOS






ALCHEMY 4D porcelain

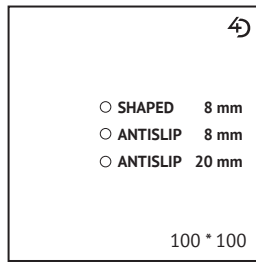


ALCHEMY FLOOR porcelain



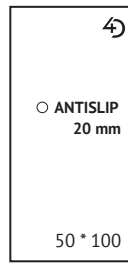
○ SHAPED 6 mm

100 * 275



○ SHAPED 8 mm
○ ANTISLIP 8 mm
○ ANTISLIP 20 mm

100 * 100



○ ANTISLIP 20 mm

50 * 100



○ ALL IN ONE

60 * 120



○ ALL IN ONE
○ SOFT

90 * 90

ALCHEMY 4D						ALCHEMY FLOOR				
Rectifie	100*275 cm 39*108"	100*100 cm 39*39"		100*100 cm 39*39"	50*100 cm 20*39"	60*120 cm 24*48"	90*90 cm 36*36"			
Thickness	6 mm	8 mm		20 mm	20 mm	9 mm		9 mm		
Patterns	5	17		17	34	17		17		
Finished	SHAPED 4D		SHAPED 4D		ANTISLIP 4D		ANTISLIP 4D		ANTISLIP 4D	
	BN141	BN142	BN135	BN136	BN144	BN143	BN145	BN147	ALL IN ONE	ALL IN ONE
EARTH	37973		37980		38007		37986	38010	37737	37744
IRON	37971		37979		38008		37985	38011	37736	37746
PEARL		37974		37981		38009	37987	38012	37738	37745

CARACTERÍSTICAS TÉCNICAS TECHNICAL CHARACTERISTICS

joint	mat	various graphics	shade variation

ANTIDESLIZAMIENTO ANTI-SLIP

FINISHED	DIN 51130	DIN 51097	BS 7976-2 (PTV)	UNE 41901 EX	ANSI A137.1 (DCOF)
SHAPED	-	-	-	Class 1	> 0,42
ANTISLIP	R11	A+B+C	+36 Wet	Class 3	> 0,42
ALL IN ONE	R11	A+B+C	+36 Wet	Class 3	> 0,42



ALCHEMY WALL

white body wall tile



ALCHEMY WALL			
Rectified	33,3*100 cm 13*39"	33,3*100 cm 13*39"	33,3*100 cm 13*39"
Thickness	7,5 mm	7,5 mm	8,6 mm
Patterns	12	12	12
Finished	NATURAL	TEXTURED NATURAL	DECOR NATURAL
	BN65	BN65	BN66
EARTH	37862	37863	37870
IRON	37864	37865	37869
PEARL	37867	37866	37868




4D, FLOOR
& WALL
ALCHEMY
PEARL




WALL
ALCHEMY
TEXTURED
PEARL



WALL
ALCHEMY
DECOR
PEARL




4D, FLOOR
& WALL
ALCHEMY
IRON




WALL
ALCHEMY
TEXTURED
IRON



WALL
ALCHEMY
DECOR
IRON



4D, FLOOR
& WALL
ALCHEMY
EARTH



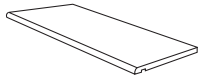
WALL
ALCHEMY
TEXTURED
EARTH



WALL
ALCHEMY
DECOR
EARTH

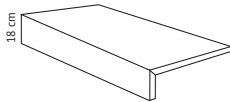
**PIEZA COMPLEMENTARIA
COMPLEMENTARY PIECE**

AF. Alféizar - Windowsill



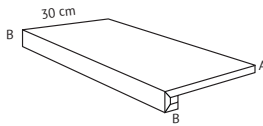
25*90 cm | 10*36" P77
25*120 cm | 10*48" P54

PL./18 Peldaño técnico | Technical stair - thread



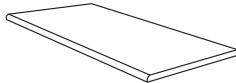
30*100 cm | 12*39" P74
30*90 cm | 12*36" P76
30*60 cm | 12*24" P54
30*120 cm | 12*48" P75

PT. Peldaño técnico | Technical stair - thread



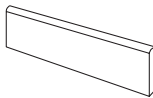
30*100 cm | 12*39" P74
A = 0,6 cm B = 1,8 cm
A = 0,8 cm B = 2,4 cm
30*90 cm | 12*36" P76
30*60 cm | 12*24" P54
30*120 cm | 12*48" P75
A = 1 cm B = 3 cm

PR. Peldaño Romo | Rounded stair - thread



30*100 cm | 12*39" P85
30*90 cm | 12*36" P61
30*60 cm | 12*24" P64
30*120 cm | 12*48" P77

R. Rodapie | Skirting



8*100 cm | 3*39" P45
8*90 cm | 3*36" P44
8*60 cm | 3*24" P34

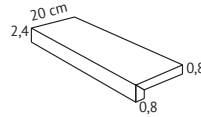
S.K. I. S.K. D. Z.R. I. Z.R. D.



8*30 cm | 3*12" P53
8*30 cm | 3*12" P55

**PIEZA ESPECIAL PISCINA
SPECIAL PIECE POOL**

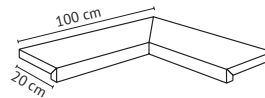
P.V. Peldaño Vierteagua | Pool Coping



20*100 cm | 8*39" P82
20*60 cm | 8*24" P61
20*90 cm | 8*36" P81

ANG.P.V.

Peldaño vierteagua angulo | Pool Coping internal corner



20*100 cm | 8*39" P80
20*60 cm | 8*24" P70
20*90 cm | 8*36" P75
(PACK 2 units)

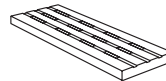
E.P.V.

Peldaño vierteagua esquina | Pool Coping external corner

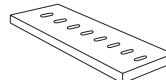


20*100 cm | 8*39" P80
20*60 cm | 8*24" P70
20*90 cm | 8*36" P75
(PACK 2 units)

REJ. Rejilla | Drainage grate

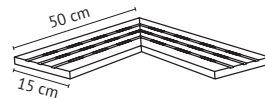


15*50*1,6 cm | 6*20" P87
15*50*2 cm | 6*20" P87

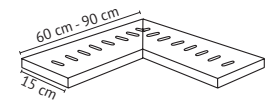


15*60*2 cm | 6*24" P54
15*90*2 cm | 6*36" P76

ANG.REJ. Angulo rejilla | Angle corner drainage grate



15*50*2 cm | 6*20" P86
15*50*1,6 cm | 6*20" P74
(PACK 2 units)

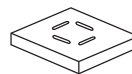


15*60*2 cm | 6*24" P75
15*90*2 cm | 6*36" P57
(PACK 2 units)

T.REJ. Taco rejilla | Square corner drainage grate



15*15*1,6 cm | 6*6" P66
15*15*2 cm | 6*6" P71



15*15*2 cm | 6*6" P85
15*15*2 cm | 6*6" P85



EMBALAJE PLACA | SLAB PACKING

(Los pesos aquí reflejados pueden sufrir ligeras variaciones en función del lote de producción. Weights shown here may slightly vary depending on the production lot.)

1 PLACA SLAB			CAJÓN MADERA WOODEN CRATE			CONT./20' 25000 KG.			CONT./40' 25000 KG.		
cm	m ²	kg	Placas	m ²	kg	Cajones	m ²	kg	Cajones	m ²	kg
100*275*0,6	2,75	38,5	20	55	869	24	1320	20856	29	1595	25201
inch	ft ²	lb	Slabs	ft ²	lb	Crates	ft ²	lb	Crates	ft ²	lb
39 3/8*108 1/4*1/4	29,6	84,88	20	592	1916	24	14208,4	45980	29	17168,4	55558,7

1 PLACA SLAB			CABALLETE MIXTO A-FRAME			CONT./20' 24000-25000 KG.			CONT./40' 24000-25000 KG.		
cm	m ²	kg	Placas	m ²	kg	Caballote	m ²	kg	Caballote	m ²	kg
100*275*0,6	2,75	38,5	50	137,5	2024	6	825	12144	11	1512,5	22264
inch	ft ²	lb	Slabs	ft ²	lb	A-frame	ft ²	lb	A-frame	ft ²	lb
39 3/8*108 1/4*1/4	29,6	84,88	50	1480	4343	6	8880	26058	11	16280	47773

EMBALAJE | PACKING

	Formato Sizes		Cajas Boxes				Pallet (P)			Cont./20' 21500 kg.	Cont./20' 24000 kg.
	cm		Piezas	m ²	kg	Cajas	m ²	kg	Tamaño aprox. cm	m ²	m ²
Porcelain	100*100*0,8		2	2	39,3	32	64	1305,6	112*112*100	1054,08	1176,32
	100*100*2		1	1	49,20	24	24	1223	112*112*85	-	456 m ² (19 P)
	50*100*2		1	0,5	24,7	48	24	1227,6	112*112*85	420	469
	90*90*1		2	1,62	37,96	22	35,64	860	105*95*75	891	994
	60*120*1		2	1,44	33,18	27	38,88	920	120*80*75	908,61	1014,26
	60*60*1		3	1,08	24,3	40	43,2	996	120*80*75	933	1041
White body wall tile	33,3*100*0,75		6	2	24,92	24	48	640,08	105*118*48	1440	1440
	33,3*100*0,86		5	1,67	22,45	24	40,08	580,8	105*118*48	1202,40	1202,40
	inch		units	ft ²	lb	Boxes	ft ²	lb	Sizes Inch approx.	ft ²	ft ²
Porcelain	39 3/8*39 3/8*5/16		2	21,52	86,46	32	688,64	2872,32	44 1/16*44 1/6*39 3/8	11341,90	12657,20
	39 3/8*39 3/8*3/4		1	10,76	108,46	24	258,33	2696,25	44 1/16*44 1/6*33 7/16	-	4908,34 m ² (19 P)
	19 11/16*39 3/8*3/4		1	5,38	54,45	48	258,33	2706,39	44 1/16*44 1/6*33 7/16	4520,84	5048,27
	35 7/16*35 7/16*3/8		2	17,44	83,69	22	383,63	1896	41 5/6*37 3/8*29 1/2	9590,64	10699,3
	23 5/8*47 1/4*3/8		2	15,50	73,15	27	418,50	2027,92	47 1/4*31 1/2*29 1/2	9781,75	10919,17
	23 5/8*23 5/8*3/8		3	11,63	53,57	40	465	2.195,8	47 1/4*31 1/2*29 1/2	10042,7	11205,23
White body wall tile	13 1/8*39 3/8*1/4		6	21,52	54,82	24	516,48	1408,18	46 7/16*43 5/16*18 7/8	15494,40	15494,40
	13 1/8*39 3/8*5/16		5	17,97	49,39	24	431,26	1277,76	46 7/16*43 5/16*18 7/8	12937,82	12937,82




Accede al código QR y visualiza el manual técnico de colocación de gran formato.
Enter with the QR code and view the technical manual for laying slabs.

Las baldosas cerámicas una vez que llegan al final de su vida útil son un residuo inerte, que para su correcta gestión debe ser entregado a un gestor autorizado de residuos, favoreciendo su reciclado. /Once ceramic tiles reach the end of their useful life, they are inert waste. For their proper management, they should be given to an authorized waste management body for recycling purposes. Debido a los procesos de impresión, los colores que aparecen en este catálogo deben considerarse aproximados, y no exactos. /All colours and hues appearing in this catalogue should be considered approximate, only in view of the printing processes involved.

Los derechos de todos los contenidos (textos, fotografías, dibujos, diseños etc) del presente catálogo son propiedad de PERONDA GROUP, S.A. (o en su defecto, cuentan con los correspondientes permisos y autorizaciones de sus titulares). No está permitida la reproducción total o parcial de esta publicación, ni su tratamiento informático, ni la transmisión de ninguna forma o por cualquier medio, ya sea electrónico, mecánico, por fotocopia, por registro u otros medios, sin el permiso previo y por escrito de los titulares del copyright. The rights of all contents (texts, photographs, drawings, designs, etc.) of this catalogue remain the property of PERONDA GROUP, S.A. (or, failing that, they have the corresponding permissions and authorizations of the owners). No part of this publication may be reproduced, stored in a retrieval system, or transmitted in any form or by any means, electronic, mechanical, photocopying, recording or otherwise, without the prior written permission of the copyright holders.

© PERONDA GROUP 2023 | Av. Manuel Escobedo, 26. | 12200 Onda (Castellón) España



peronda