

SERIE Albany Albany Series



esmaltado
glazed



<1,25%
máx. 2 mm



3<E≤6%



3,7x10⁻⁶x C⁻¹



10 a 20 N/mm²



Siena/Teka: 2
Rosa: 3



6 - 9



clase 3 a 5
class 3 to 5



Deslizam. CTE
Slipping resist. CTE

Siena/Rosa: 1
Teka: 2



Siena/Rosa: <R9
Teka: R10



si/yes

Esmaltados *Glazed Tiles*



Rosa



Siena



Teka

Bases *Basic pieces*

Siena 25x25



Teka 25x25



Rosa 25x25



Siena 33x33



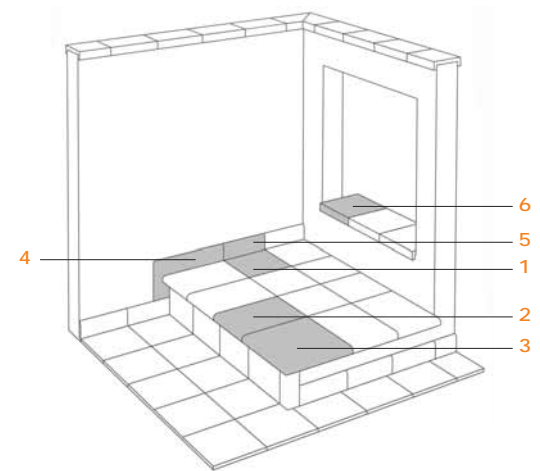
Teka 33x33



Siena 6x25



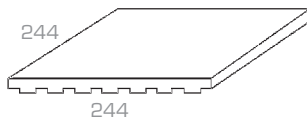
Teka 6x25



- | | |
|----------------------|--------------------|
| 1 Base | Tile |
| 2 Peldaño | Stair-tread |
| 3 Esquina de peldaño | Stair-tread corner |
| 4 Zanquin | String |
| 5 Rodapié | Skirting board |
| 6 Vierteaguas | Wash |

Base 25x25

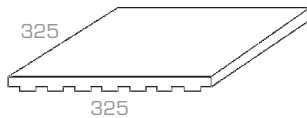
Tile 25x25



- | | | | |
|-------|---|------------|-------|
| Rosa | ■ | Cod. 00190 | MC565 |
| Siena | ■ | Cod. 00189 | MC565 |
| Teka | ■ | Cod. 00897 | MC565 |

Base 33x33

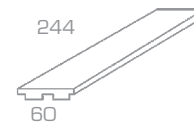
Tile 33x33



- | | | | |
|-------|---|------------|-------|
| Siena | ■ | Cod. 01362 | MC625 |
| Teka | ■ | Cod. 01361 | MC625 |

Base 6x25*

Tile 6x25*



- | | | | |
|-------|---|------------|-------|
| Siena | ■ | Cod. 00345 | MC600 |
| Teka | ■ | Cod. 00998 | MC600 |

*Se obtiene a partir de base de 25x25 premarcada
*(It is obtained from 25x25 pre-marked tile)

Artículo Item	Medidas (mm) Size (mm)	Espesor (mm) Thickness (mm)	U.M.*	U.M.*		Piezas Pieces		Peso (Kg) Weight (Kg)		
				U.M.*	U.M.*	U.M.*	U.M.*	U.M.*	U.M.*	
Base 25x25 Tile 25x25	244x244	14	M ² SQM	1	60	16	16	26,25	26,25	1575
Base 33x33 Tile 33x33	325x325	16	M ² SQM	0,67	42,67	9	6	33	21,8	1400
Base 6x25 Tile 6x25	244x60	14	M ² SQM	1	60	64	64	26,8	27	1640

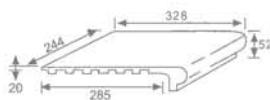
*Unidad de Medida. Los artículos medidos en M² o ML se sirven contando la junta normal entre piezas
*Unit of measure. Items measured in SQM or LM are delivered assuming average joint between pieces



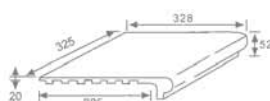
Piezas especiales *Special pieces*

Peldaño ref. 24-25/24-33

Stair-tread ref. 24-25/24-33



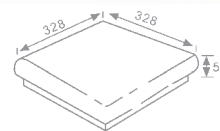
Rosa ■ Cod. 00199 **PZ315**
 Siena ■ Cod. 00373 **PZ315**
 Teka ■ Cod. 00900 **PZ315**



Siena ■ Cod. 01579 **PZ400**
 Teka ■ Cod. 01580 **PZ400**

Esquina de peldaño

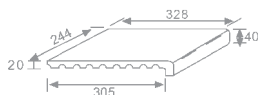
Stair-tread corner



Rosa ■ Cod. 00198 **PZ695**
 Siena ■ Cod. 00356 **PZ695**
 Teka ■ Cod. 00901 **PZ695**

Vierteaguas 25x33

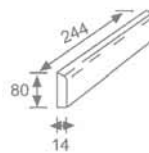
Wash 25x33



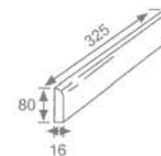
Rosa ■ Cod. 00995 **PZ255**
 Siena ■ Cod. 00993 **PZ255**
 Teka ■ Cod. 00994 **PZ255**

Rodapié 25/33

Skirting board 25/33



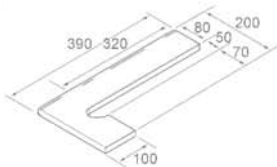
Rosa ■ Cod. 00200 **ML190**
 Siena ■ Cod. 00354 **ML190**
 Teka ■ Cod. 00904 **ML190**



Siena ■ Cod. 01581 **ML210**
 Teka ■ Cod. 01582 **ML210**

Zanquin izda.

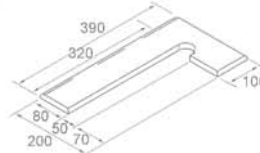
String left side



Rosa ■ Cod. 00202 **PZ190**
 Siena ■ Cod. 00357 **PZ190**
 Teka ■ Cod. 00903 **PZ190**

Zanquin dcha.

String right side



Rosa ■ Cod. 00460 **PZ190**
 Siena ■ Cod. 00358 **PZ190**
 Teka ■ Cod. 00902 **PZ190**

Ángulo fachada

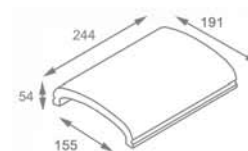
Facade angle



Siena ■ Cod. 01465 **PZ080**
 Teka ■ Cod. 01464 **PZ080**

Pasamanos






Handrail



Siena ■ Cod. 01395 **PZ210**
 Teka ■ Cod. 01394 **PZ210**

Anchura recomendada de la junta de colocación: 6 - 8 mm
 A 6 - 8 mm wide installation joint is recommended.



Artículo Item	Medidas (mm) Size (mm)	Espesor (mm) Thickness (mm)	U.M.*	U.M.*		Piezas Pieces		Peso (Kg) Weight (Kg)		
						U.M.*		U.M.*		
Peldaño ref. 24-25 <i>Stair-tread ref. 24-33</i>	244x328x52	20	Pz. Pc.	6	324	1	6	3,52	21,12	1140
Peldaño ref. 24-33 <i>Stair-tread ref. 24-33</i>	325x328x52	20	Pz. Pc.	6	216	1	6	4,2	25,1	906
Esquina de peldaño <i>Stair-tread corner</i>	328x328x52	20	Pz. Pc.	2	72	1	2	5,3	10,6	400
Vierteaguas 25x33 <i>Wash 25x33</i>	244x328x40	20	Pz. Pc.	6	324	1	6	3,6	22,5	1230
Zanquín izda. <i>String left</i>	381x80/200x100	16	Pz. Pc.	10	300	1	10	1,3	13	390
Zanquín dcha. <i>String right</i>	381x80/200x100	16	Pz. Pc.	10	300	1	10	1,3	13	390
Rodapié 25 <i>Skirting board 25</i>	244x80	14	ML LM	11,25	450	4	45	2,3	25,9	1045
Rodapié 33 <i>Skirting board 33</i>	325x80	16	ML LM	8	576	3	24	2,3	18	1296
Ángulo fachada <i>Facade angle</i>	244x60	14	Pz. Pc.	16	64	1	16	0,55	8,80	563
Pasamanos <i>Handrail</i>	244x188x54	-	Pz. Pc.	6	320	1	6	2,35	14,10	752

*Unidad de Medida. Los artículos medidos en M² o ML se sirven contando la junta normal entre piezas
 *Unit of measure. Items measured in SQM or LM are delivered assuming average joint between pieces